

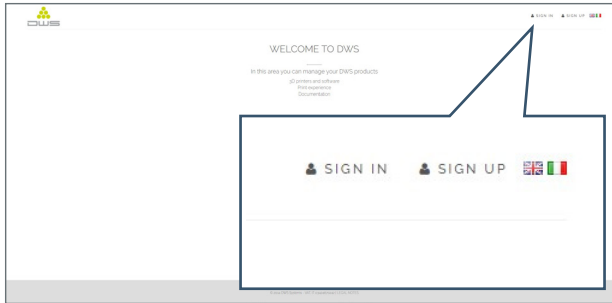
DCURE

Quick Start Guide



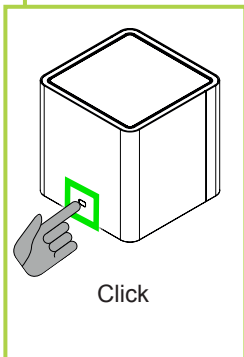
1 - STARTUP

- Log in to your DWS account at <https://customers.dwssystems.com>.
- Download DCURE user manual from the “**DOCUMENTATION**” page related to your 3D printer.



2 - COMMAND BUTTON

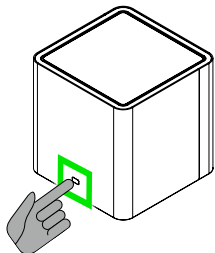
SWITCH ON /
CHANGE CURING
PROGRAM



Curing program selection based on the material used.

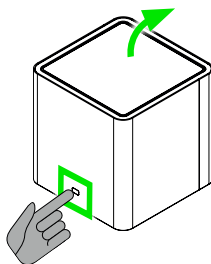
Materials	Colors	Timing
Temporis	Blue	3 min + warm-up time
Irix Plus	Green	9 min + warm-up time
Irix Max	Magenta	9 min + warm-up time
DS3000 - Precisa RD096GY	White	3 min + warm-up time

SWITCH OFF



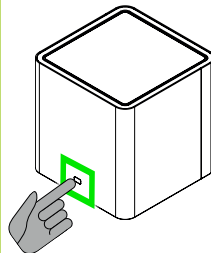
Click

OPEN



2 Clicks

START/STOP



Press 2 sec.



www.dwssystems.com